

IR 44 Keys RGB LED Controller



Summary

This 44-key infrared LED RGB controller can be used for controlling a variety of LED lights. For instance, single light bulbs, LED light strips, wall washer lights, glass curtain wall light and so on; At the same time, it has many advantages such as convenient connection, simplicity of use and others. According to the actual needs of customers, it can carry out jumpy changing, gradual changing and other effects of change. Total 44 modes for your choice.

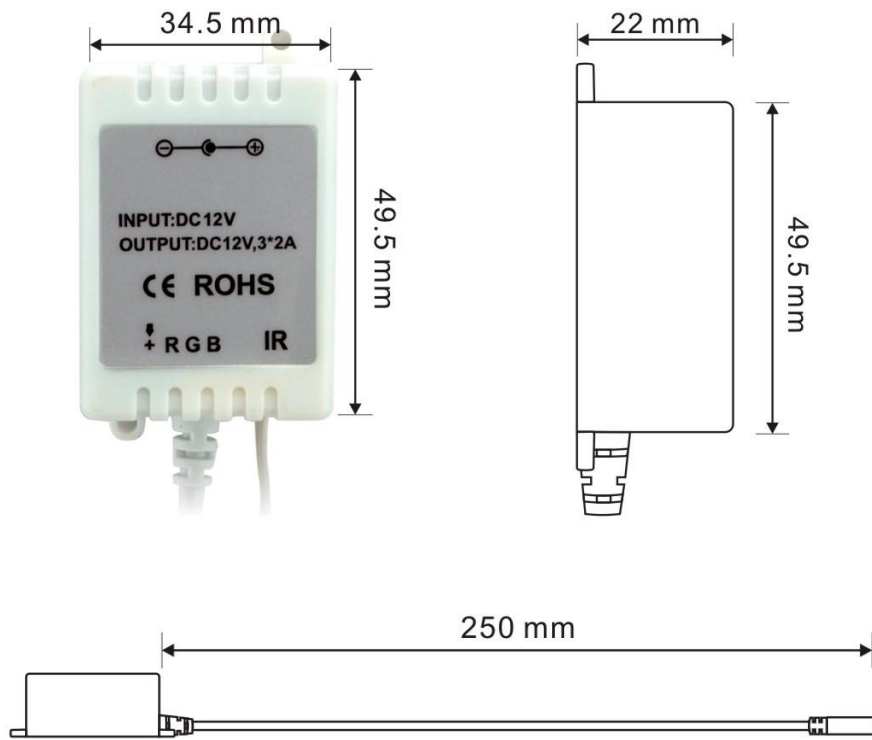
Technical parameters

Model No. NY-PB-I44Q

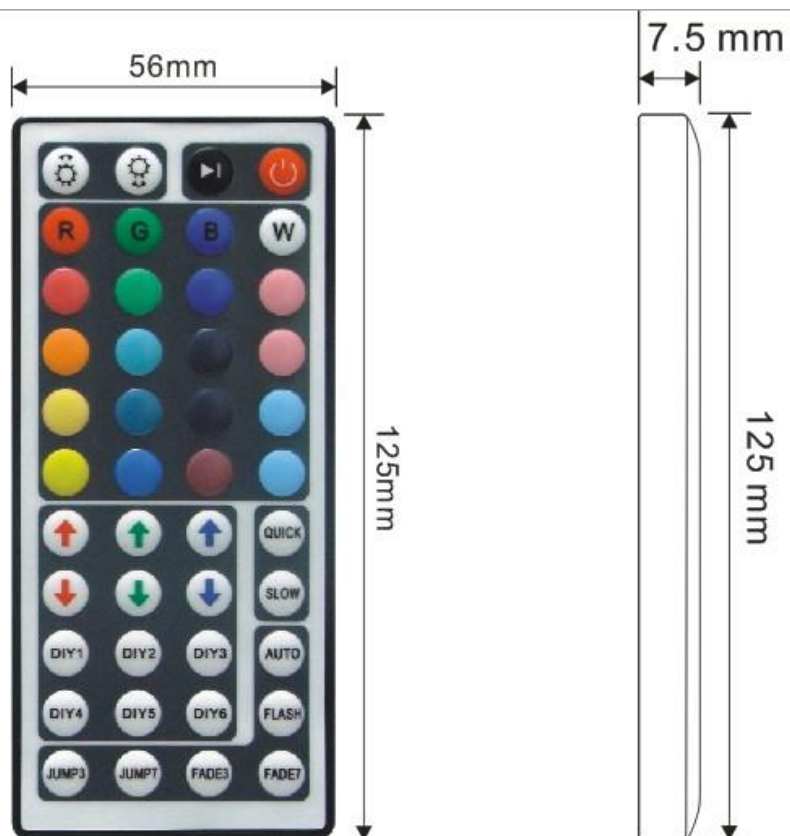
- Working temperature: -20-60 °C
- Voltage supply: DC5V, 12V, 24V <optional> (for orders specify voltage)
- Output: 3 channels
- Connecting mode: common anode or common cathode
- External dimension: L49.5XW34.5XH22 mm
- Net weight: 70g
- Function Model:34 Model.
- Static power consumption: <1 W
- Output current: <2 A (each channel)
- Output power: 5 V: <30W, 12V: <72W, 24V: <144W

External Dimension

Controller dimension:



Remote control dimension:



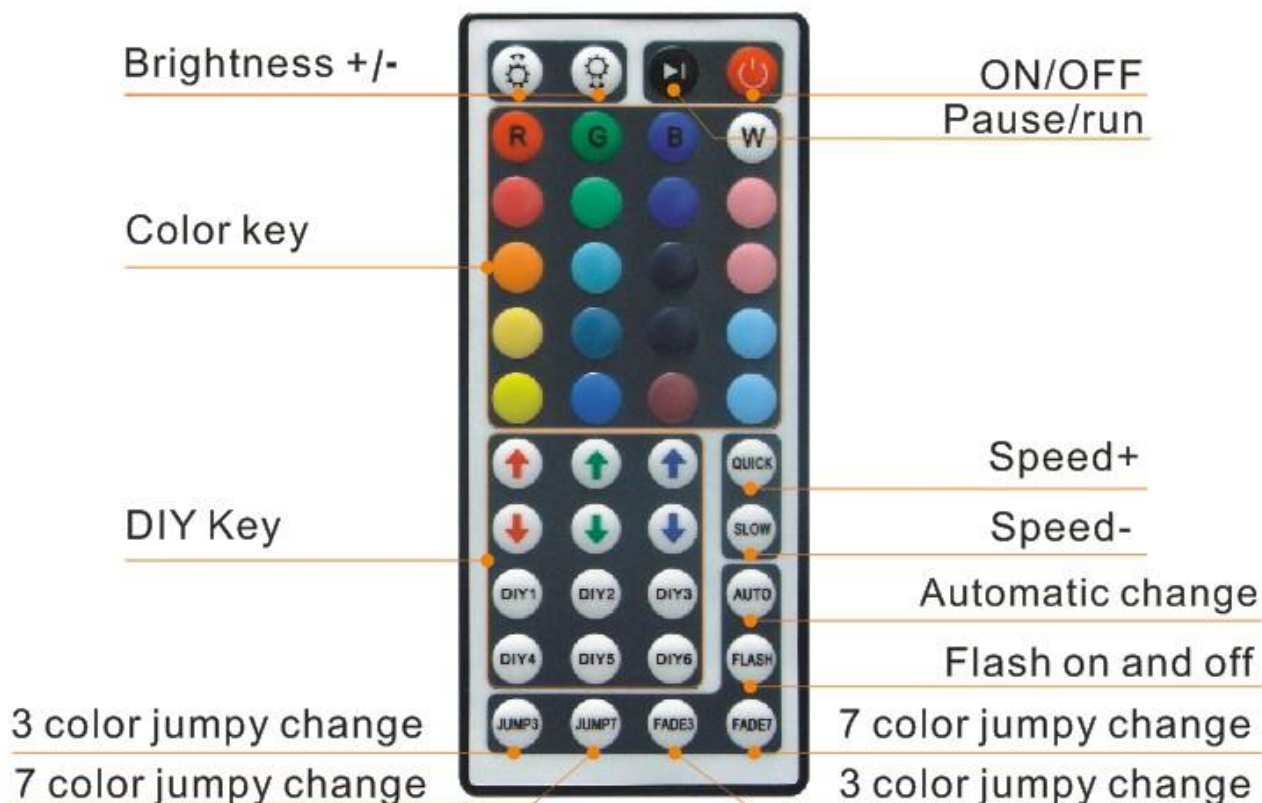
Direction for use

1. Connect the load wire at first, following by the power wire; Please ensure short circuit can't occur between connecting wire before you turn on the power;

2. Standard color changes as follows:

Brightness +(8 in all)	Brightness -(8 in all)	Pause/Run	On/Off
Static red	Static green	Static blue	Static white
Static orange	Static pea green	Static dark blue	Static milk white
Static dark yellow	Static cyan	Static lyons blue	Static white pink
Static yellow	Static light blue	Static pink	Static green-white
Static light yellow	Static sky blue	Static brown	Static blue white
Increase red	Increase green	Increase blue	Speed up
Decrease red	Decrease green	Decrease blue	Speed-down
DIY Key1	DIY Key2	DIY Key 3	Automatic change
DIY key4	DIY Key5	DIY Key 6	Flash on and off
3 color jumpy change	7 color jumpy change	3 color fade change	7 color fade change

Key instruction



Connecting drawing:

